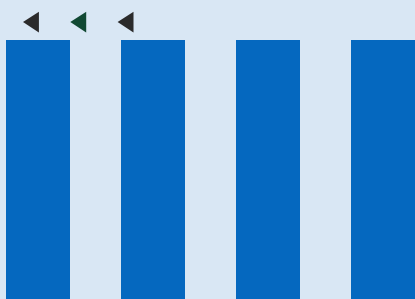





GROUPE  
**SAE**



PANORAMIC  
OUTDOOR  
Model



Technical/Sales Specifications

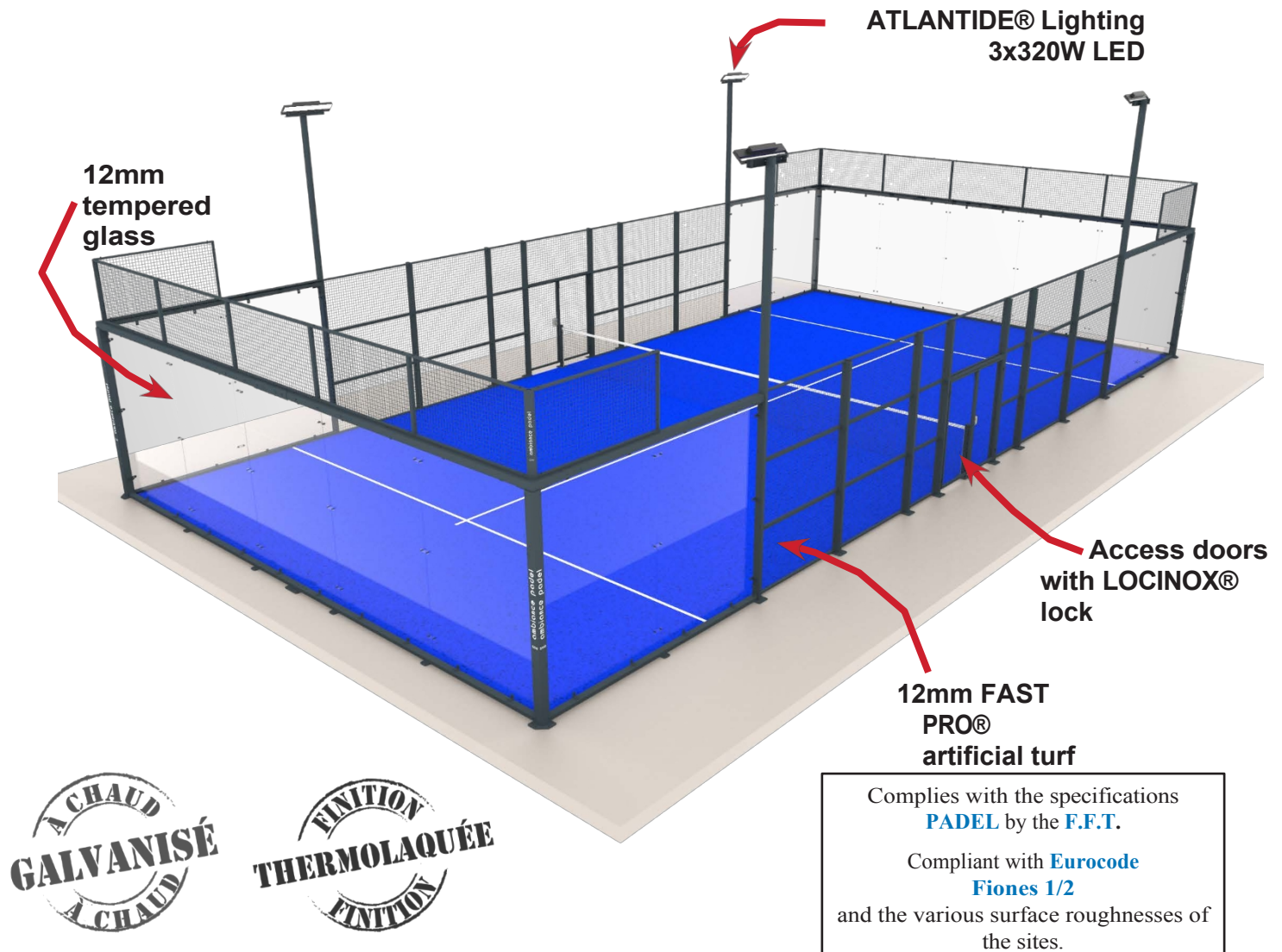


ambiance padel®



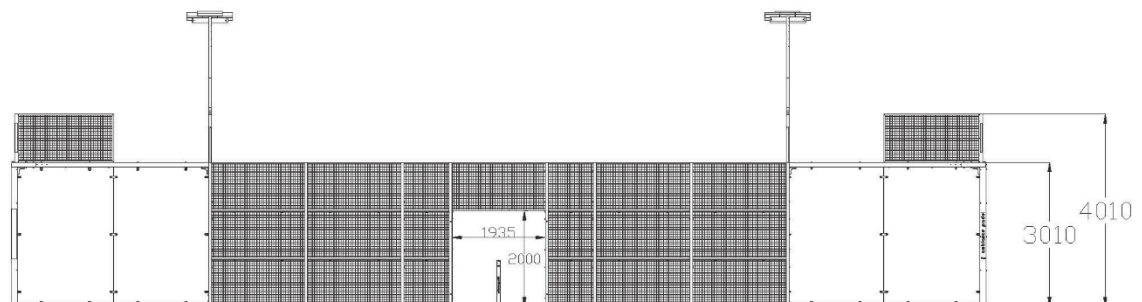
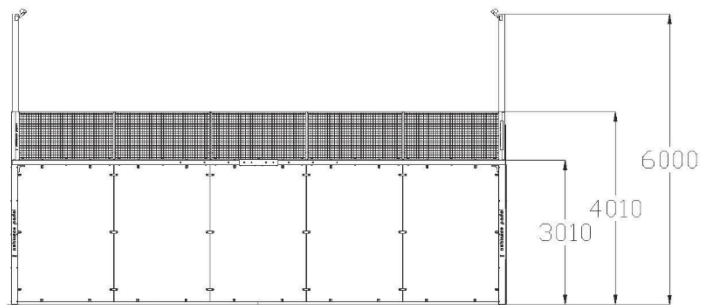
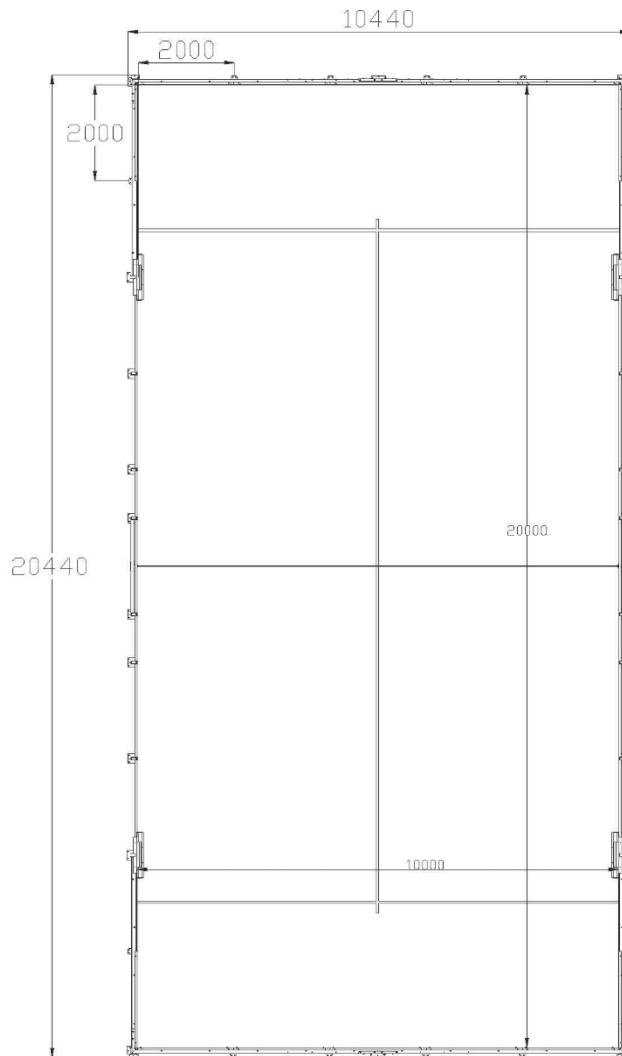
+  
+  
+  
+  
+  
+

General description:

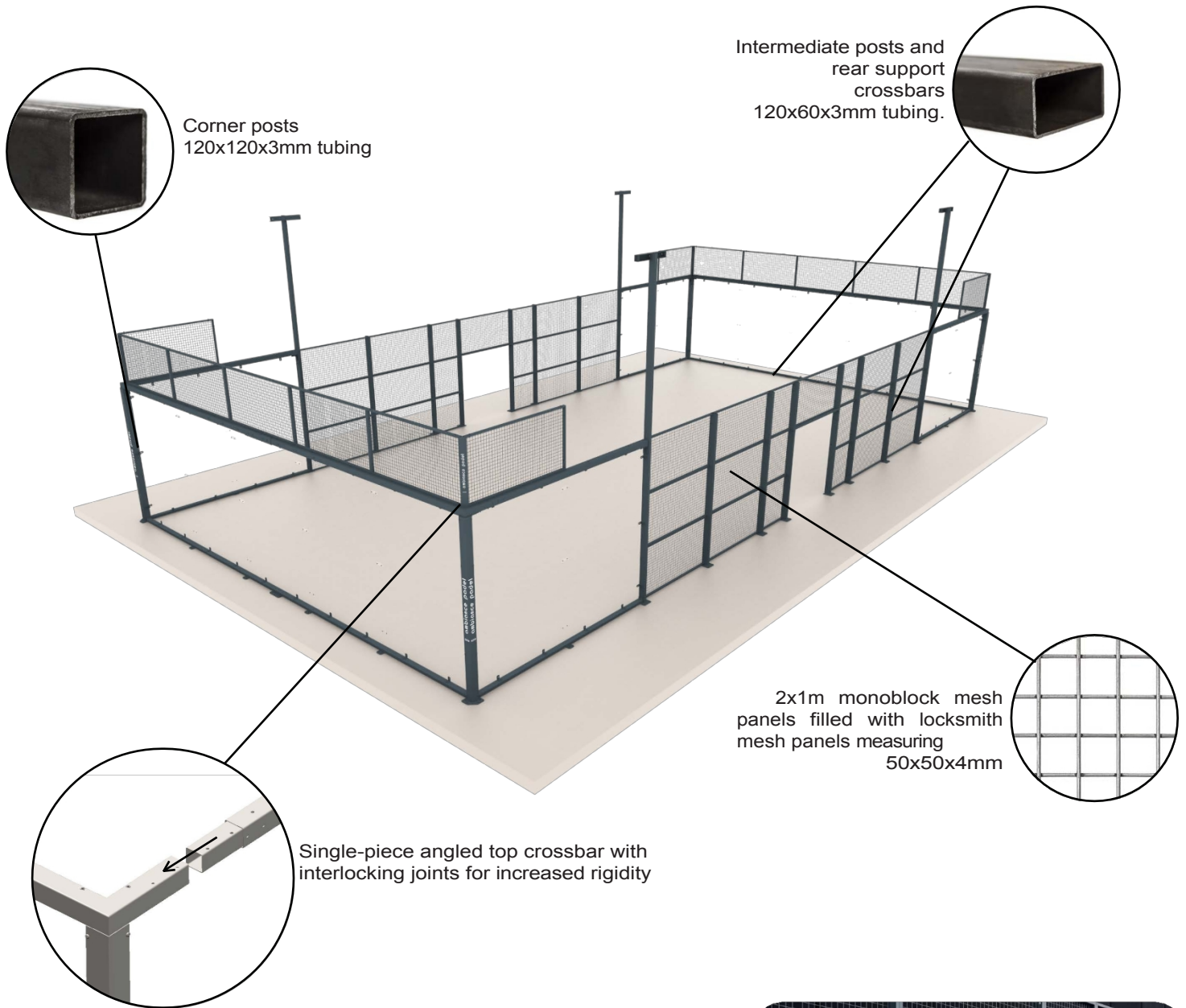


<b>Manufacturer</b>	SAE Group (SAE France)
<b>Playing area dimensions</b>	20x10m
<b>Footprint</b>	20.44 x 10.44 m
<b>Support structure</b>	Hot-dip galvanized steel
<b>Finish</b>	Epoxy powder coating
<b>Glazing</b>	12mm tempered glass
<b>Coating</b>	12mm FAST PRO® Turf - Semi-brushed textured monofilament
<b>Lighting</b>	320W 3-module LED floodlights

Dimensions:



**Structure:**



**Our new system of 2x1m monoblock panels:**

Horizontal crossbars made of 50x30mm tubing and vertical posts made of 3mm-thick flat bar.

Filled with **50x50x4mm mesh panels**  
Installed by slotting onto load-bearing posts

**Simplified maintenance:** In the event of damage, it is no longer necessary to dismantle an entire section of the structure.

**Quick installation of the entire padel court**




## Surface treatment:

The structure is made entirely of **hot-dip galvanized steel in a molten zinc bath (450°C)**

**The zinc reaches everywhere:** inside the tubes, on the welds, and in the drill holes. **There are no weak points.**

Known for its durability, hot-dip galvanizing is **ideal for structures exposed to moisture and the elements. Complies with ISO 9227.**



Pre-galvanized steel

Hot-dip galvanized steel

## Finish:

Application of an epoxy powder coating after degassing and baking at 250°C (powder coating)

Color: Textured matte anthracite gray (RAL 7016)



## Bolts and nuts:

Base plates secured to the ground with **M16x150 anchor bolts**. The entire Padel structure is secured with 124 expansion anchors.

The structure and frames are connected to each other using **316L stainless steel bolts** and to the support posts.

The glass panels are secured with 8mm stainless steel bolts with countersunk heads, along with **PA6-type Teflon spacers** and sealing caps.



## Glass panels:

The court end walls with 4-meter corner extensions are made of **12mm tempered glass** panels with drilled and milled openings.

**Compliant with EEC regulations and EN-12150-2, tested according to construction standard EN-14179-2.**

Number of glass panels per court	18
Dimensions	2995x1995mm
Thickness	12 mm (+/-5%)
Number of holes per pane	10
UVA transmission	52%
Light transmission	88%
External light reflection	8%
Direct solar absorption	16%
Fire risk	0%
Bullet resistance (EN 1063)	5.60



The separation between the metal support frame and the glazing is achieved by installing a **40 mm wide polymer + EPDM spacer** to prevent any contact between the metal and the glass and **to absorb vibrations and thermal expansion.**

Density	20 kg/m <sup>3</sup>
Rotational tensile strength	>450 kPa
Rotational elasticity	>90%
Compressive strength 25%	35–63 kPa
Observed compression set (22 h, 50%, 23°C)	<25%
Water absorption	<5%
Dimensional elasticity	+100%
Fire rating	M2



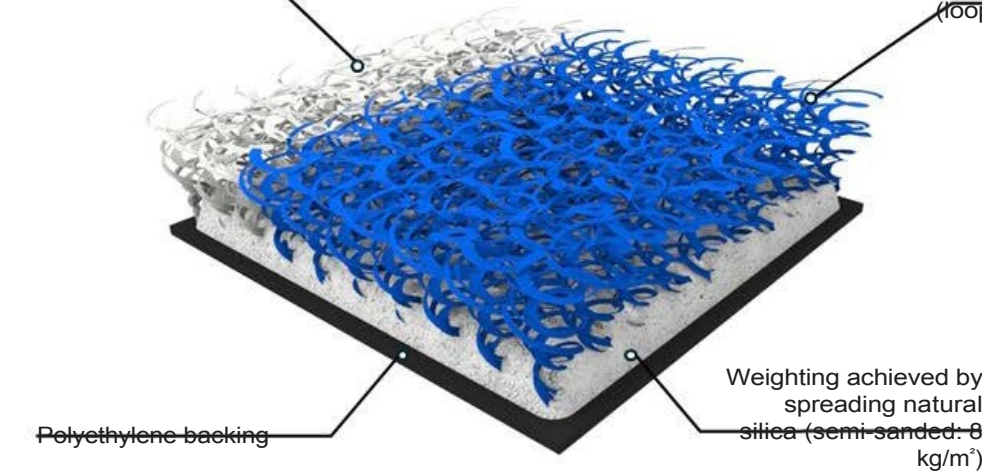
**G12 FAST PRO<sup>®</sup> synthetic turf:**

White lines embedded in the turf

12mm textured monofilament polyethylene fibers (looped appearance)



Autres Coloris:

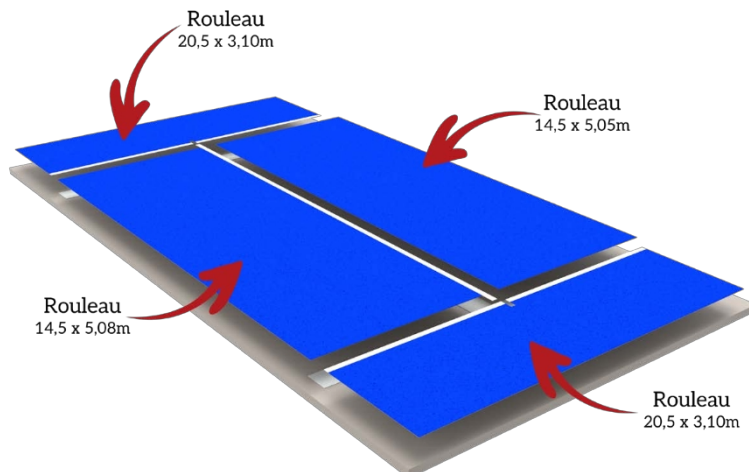


**Synthetic surface (semi-textured) Classified ITF 3FAST:**

<b>Fiber type</b>	Textured monofilament
<b>Composition</b>	100% Polyethylene
<b>Fiber height</b>	12 mm (+/-5%)
<b>Gauge</b>	3/16
<b>DTEX</b>	8800 Dtex
<b>Stitch count</b>	46,586/m <sup>2</sup>
<b>Backing</b>	Polypropylene + polyester fiber
<b>Finish</b>	Polyurethane
<b>Total carpet weight</b>	2343 g/m <sup>2</sup>
<b>Filling</b>	Calibrated silica 0.4/0.8 mm (6 kg/m <sup>2</sup> )



Free-lay installation (**independent of the substrate**): Kit consisting of 3 rolls. The individual strips are joined by stitching or other means. **Seams are located only along the lines for a uniform finish. Game lines embedded in the surface**, white in color and 50 mm wide.



Contents of the G12 Fast Pro <sup>®</sup> Turf Kit
1 roll, 20.50 x 3.10 m, with integrated lines
1 roll 14.50 x 5.07 m with integrated white line
1 roll 14.50 x 5.05 m
1 roll of 50m bridging tape
1 15-kg container of two-component polyurethane adhesive
One pallet of 0.4/0.8 mm graded silica

## ATLANTIDE® competition lighting:

Discover our new padel lighting system: a high-performance solution featuring **four 320W LED floodlights (each with three modules)** per court, equipped with **asymmetric lighting** and spot-focused beams for optimal uniformity, and **factory-preset** for quick and hassle-free installation. **Connections are made at the base of the pole via an access panel.**

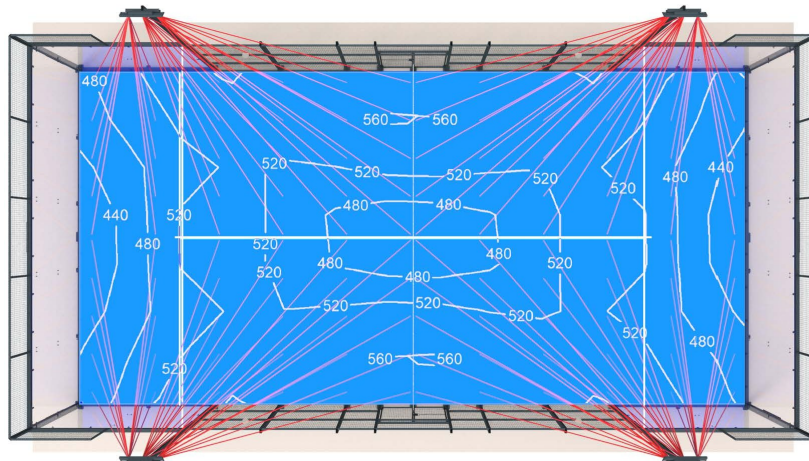
**Projectors mounted on 6-meter poles with 120x60mm tubing** integrated into the structure. **3G2.5 wiring** and control cabinet with circuit breaker and key-operated contactors.



Power	320W
Light color	6000K
LED chip	162xSMD 5050
Voltage	100-240VAC 50/60Hz
Luminous flux	48,000 lm
Luminous flux per watt	150 lm/W
Beam angle	90°
CRI	+70Ra
IP rating	IP66
Estimated lifespan	50,000 hours
Material	Aluminum and tempered glass
Dimensions	950 x 256 x 106 mm
Cable length	600 cm
Average floor illuminance	512 lux
Uniformity (u0)	0.70

Unlike traditional (symmetrical) lighting, which distributes light in a circular pattern, **asymmetrical lighting allows you to:**

- **direct the light beam** solely toward the field
- **minimize light loss** outside the playing area
- **reduce glare** for players and spectators
- achieve **better lighting uniformity** across the playing surface



## Net posts:


**80x80mm hot-dip galvanized tubular posts**, mounted on a base plate, powder-coated RAL 7016.

**Tensioning system with a worm screw** integrated inside the post to facilitate net tensioning

**3mm polyethylene padel net** with a white woven polyester band at the top. **6mm tension cable** made of galvanized and plastic-coated steel



## Access gates:




4 access doors located along the centerline of the court, allowing unrestricted access during use (180-degree opening).

Dimensions: 1 m wide x 2 m **high**, consisting of a one-piece frame made of 40x40 mm square tubing with 40x40x2 mm mesh panels.

Locking system with 2 LOCINOX® locks and European cylinder (1 per side).

Option: Access control for automated and secure opening of the grounds via smartphone, QR code, or access code, without the need for staff. (subscription not included)



## Maintenance:

Our padel courts, like all sports equipment, must be inspected and maintained regularly:

### Every month:

Visual inspection

### Annually:

#### **Structure:**

- Ensure that all fasteners throughout the structure are properly tightened
- Check the condition of the glass seals and the flanges that hold the glass in place,
- Ensure that the glazing is securely fastened. Check for proper operation and alignment.
- Ensure that the grilles are properly secured and check the condition of the grilles in the lock panel,
- Check the tension of the net (after inspection, the crank must always be removed to prevent excessive strain on users).

#### **Lighting:**

- Ensure that the floodlights are securely fastened to the lighting poles
- Check that the floodlights are functioning properly

#### **Artificial turf:**

- Regular blowing to remove debris and leaves (outdoor padel court),
- Regular mechanical brushing to straighten the fibers and ensure even distribution of silica, every 15 days for 10 minutes (assuming 5 hours of daily use),
- Refill with silica as needed at the base of the mat; the silica should reach halfway up the fiber height to prevent fiber pull-out and ensure the weighting effect (risk of blistering if used without silica).
- Refill regularly (approximately 120 kg/year).

For any requests regarding maintenance equipment and materials (silica, fasteners, sweeper, etc.), please contact our Customer Service Department

We also offer an annual maintenance contract that includes a service call performed by our specialized teams to check the condition of the structure, the operation of the glazing systems, and the maintenance of the synthetic turf surface.

## Warranties:

- **Metal frame: 10-year warranty against structural failure**
- **Artificial turf surface: 5-year** warranty against total fiber wear (subject to proper maintenance).
- **Glazing: 3-year** warranty against mechanical failure and cracking.
- **Lighting:** Manufacturer's specification: **30,000 hours**